



Android and iOS guide for MetaTrader mobile platforms

Content:

1. Getting Started.....	2
2. Quotes	3
3. Charts	7
4. Trading.....	9
5. History	15
6. Accounts.....	17
7. Settings.....	21
8. Notifications	22
9. Tablet Version	25

All menu names have been preserved in their original form.



1. Getting Started

To start trading from your mobile device, first you have to download **MetaTrader** from **Google Play Market** or **AppStore** depending on the operating system of your device.

The **MetaTrader** platform can be used on a smartphone or a tablet PC, powered by Android OS 2.1 or higher or all other versions of **iOS**. It is recommended that you update MetaTrader regularly, which will provide enhanced features and greater stability.

After installation, run the application by tapping the icon:

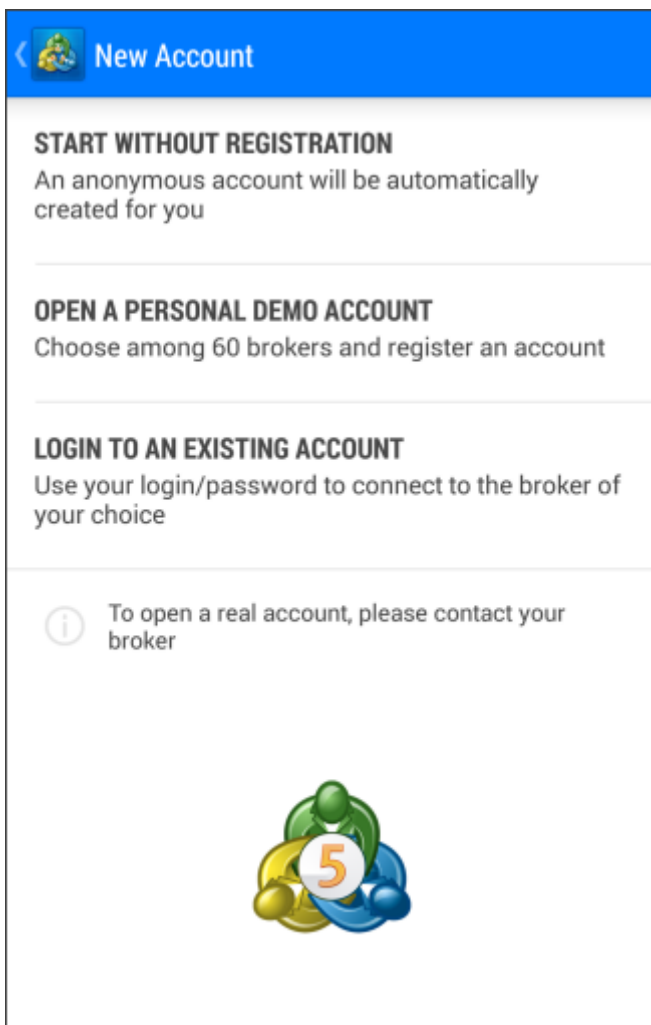


Connect to an Account/Open a Demo Account

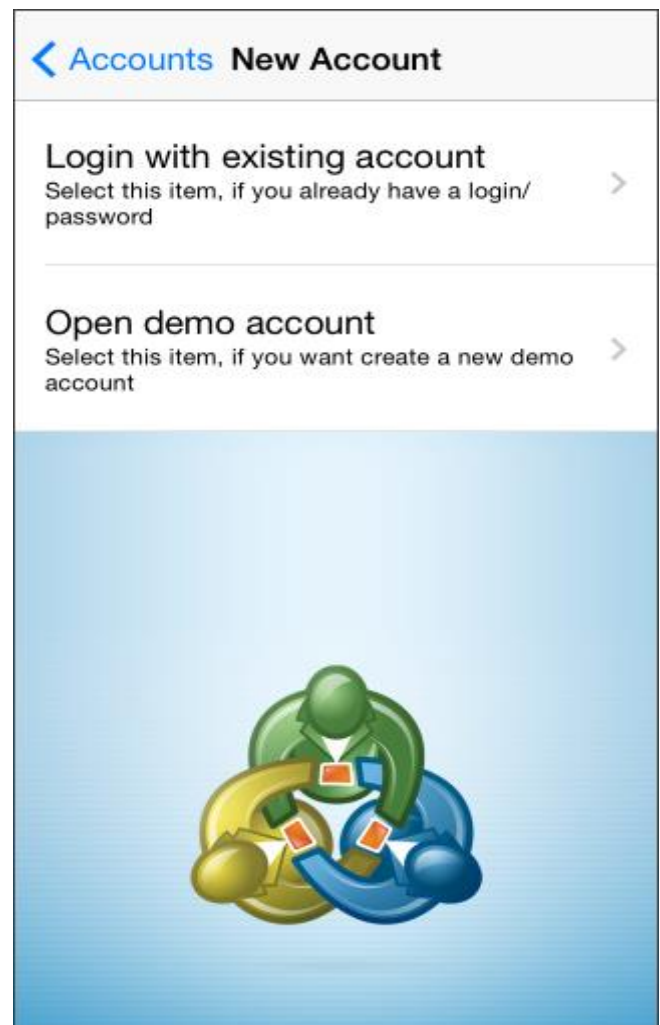
During the first start of the application you will be offered the following options:

1. **Login with existing account** – select this option if you have an existing account.
2. **Open demo account** – select this option if you want to open a new demo account.

Android



iOS

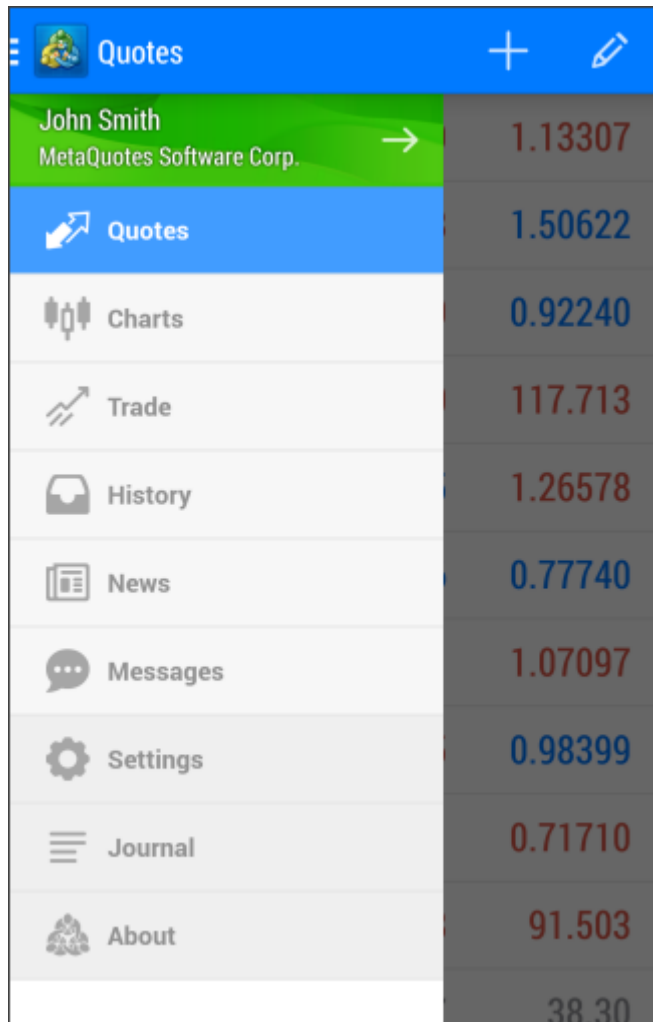




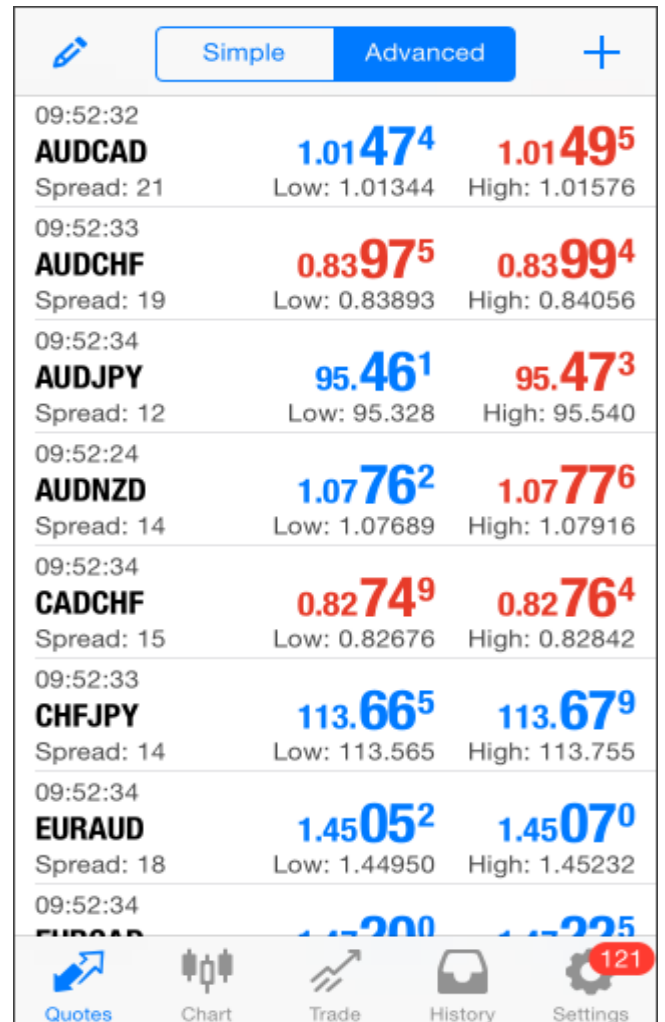
Application UI

The whole interface of the **MetaTrader** mobile platform consists of the main working area and the side panel, which allows switching between the main functions of the program:

Android



iOS



Using the top panel, you can go to the following sections:

- **Quotes** – a window with prices of financial instruments;
- **Charts** – view price charts;
- **Trade** – view the state of account and manage trade positions and pending orders;
- **History** – view the history of trade operations;
- **News** – view news messages;
- **Messages** – view messages and push-notifications;
- **Settings** – mobile terminal settings
- **Journal** – view the logs of the platform



2. Quotes

Use this tab to view real-time pricing information on financial instruments. To switch to this tab, click on **Charts** from the Settings menu.

Quotes			
EURUSD 14:42:08 Spread: 18	1.1325 ⁷	1.1327 ⁵	Low: 1.13035 High: 1.13645
GBPUSD 14:42:08 Spread: 25	1.5059 ⁴	1.5061 ⁹	Low: 1.50495 High: 1.50972
USDCHF 14:42:08 Spread: 62	0.9218 ³	0.9224 ⁵	Low: 0.91929 High: 0.92857
USDJPY 14:42:08 Spread: 12	117.68 ⁹	117.70 ¹	Low: 117.537 High: 118.467
USDCAD 14:42:08 Spread: 20	1.2657 ⁰	1.2659 ⁰	Low: 1.26070 High: 1.26766
AUDUSD 14:42:08 Spread: 20	0.7770 ⁷	0.7772 ⁷	Low: 0.77307 High: 0.77985
AUDNZD 14:42:08 Spread: 79	1.0700 ⁰	1.0707 ⁹	Low: 1.06566 High: 1.07155
AUDCAD 14:42:08 Spread: 49	0.9834 ⁹	0.9839 ⁸	Low: 0.97876 High: 0.98581
#AIG	38.27	38.30	

The following price information is shown here:

- Name of the financial instrument
- The ask price
- The bid price
- Spread
- The time of the last quote
- The lowest ask price for the current day (Low)
- The highest bid price for the current day (High)



Symbol Properties

Symbol trading terms are shown in this window. You can go to this window using the **Properties** command in the context menu of the **Quotes** tab.

Android

EURUSD Euro vs US Dollar	
PROPERTIES	
Spread:	Floating
Digits:	5
Stop levels:	18
Contract size:	100000
Margin currency:	EUR
Profit currency:	USD
Calculation:	Forex
Trade:	Full access
Execution:	Instant Execution
GTC mode:	Good till cancelled
Fill policy:	Immediate or Cancel
Expiration:	All

iOS

Forex\Major EURUSD	
Euro vs US Dollar	
Spread	floating
Digits	5
Stops level	18
Contract size	100000.0
Margin currency	EUR
Profit currency	USD
Calculation	Forex
Trade	Full access
GTC mode	Good till cancelled
Minimal volume	0.01
Maximal volume	500.00
Volume step	0.01

The window displays the following set of parameters for the financial instrument EUR/USD:

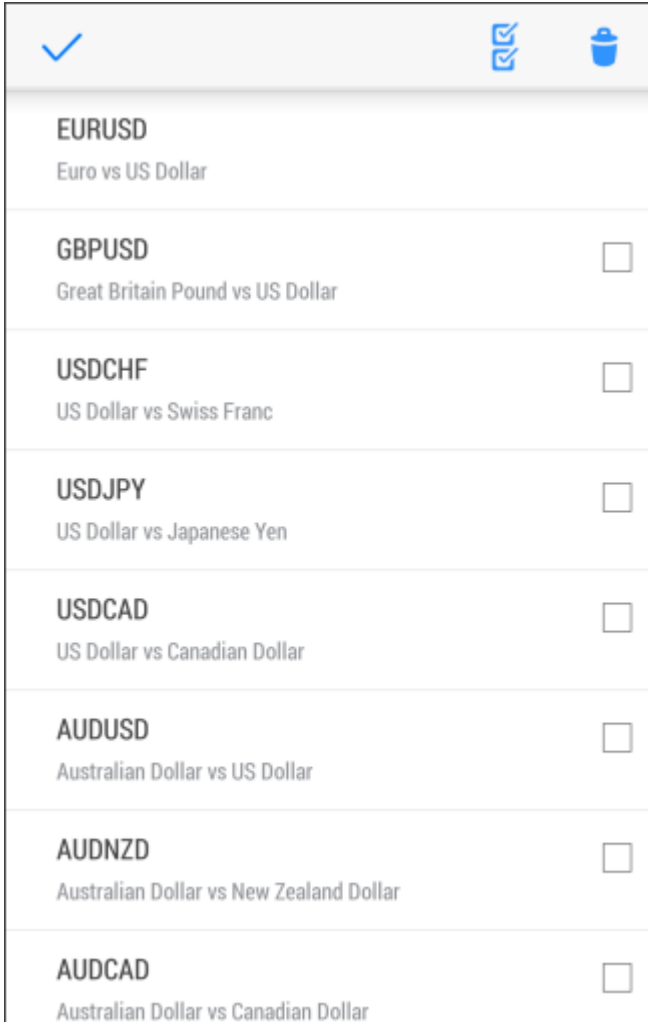
- **Symbol name and description** – name of the financial instrument and its short description;
- **Digits** – number of the decimal places in the price of the symbol;
- **Contract size** – number of units of the commodity, currency or financial asset in one lot;
- **Margin currency** – currency, in which the margin requirements are calculated;
- **Profit currency** – currency, in which the profit of the symbol trading is calculated;
- **Trade** – symbol trading mode (full access, long only, short only, close only). Also, trade can be completely prohibited;
- **Execution** – the way of execution;



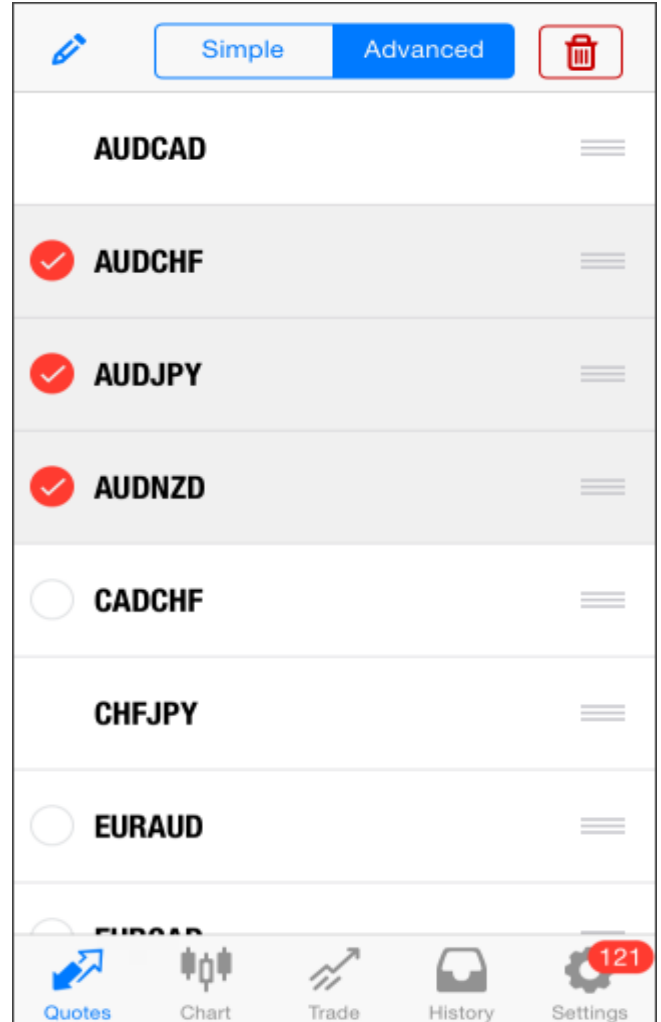
Symbols

This section describes how to manage the set of symbols displayed on the **Quotes** tab. To open this window, click on **Symbols**, after you have pressed the **Menu button** on your device.

Android



iOS





3. Charts

A chart shows price changes over time for a given financial instrument. This window contains the most important settings for a chart construction and to set the parameters of historical data.

Android



iOS



Chart Opening

To open a chart of a financial instrument, run the **Chart** menu command in the **Quotes** tab. There is a limit to the depth of price data that can be displayed in the mobile version of the **MetaTrader** platform. The depth of the data depends on the device performance, but it cannot exceed 1 500 bars. As soon as the limit has been reached, the **Maximum bars limit** notice appears at the bottom of the chart.



Time Frames

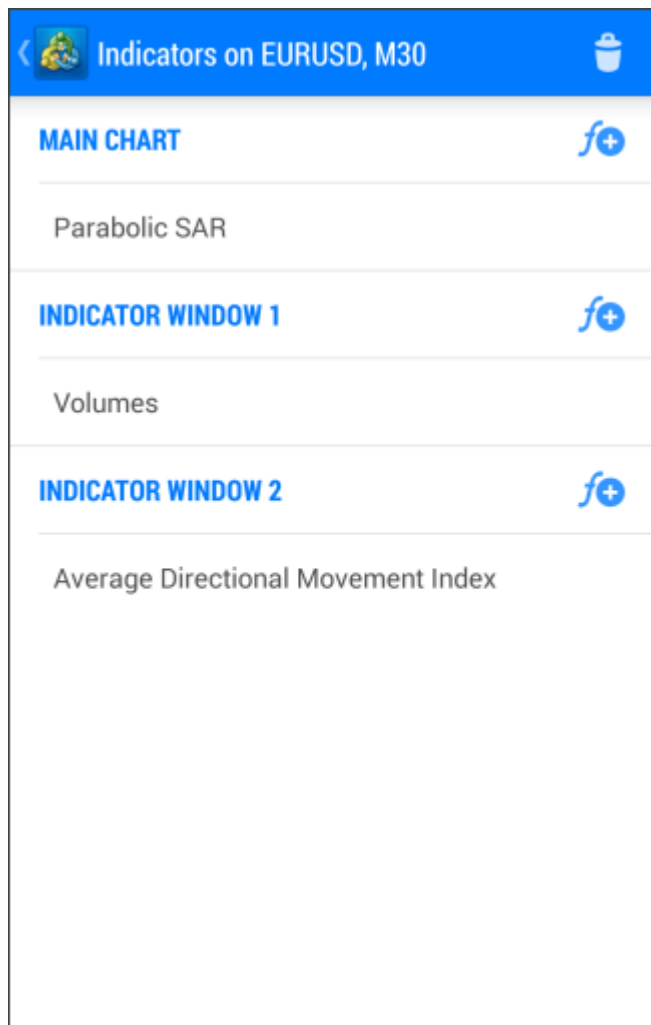
In the **MetaTrader** platform, you can view 9 chart timeframes: from 1 minute (M1) to a one month (MN). To switching between timeframes, use button **Chart Timeframe** on the lower part of the panel.

Indicators

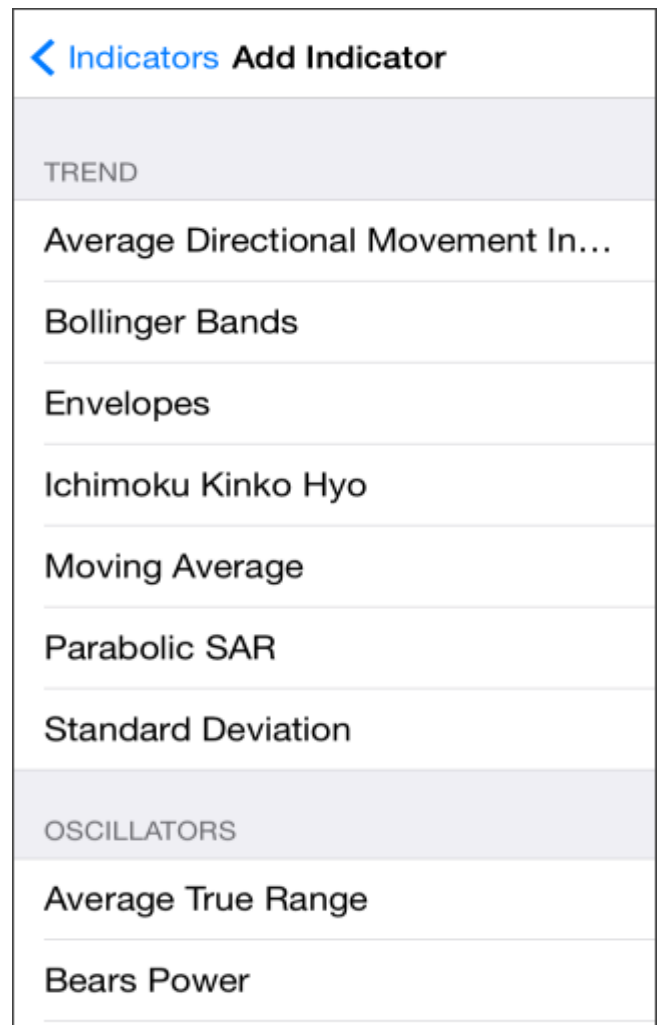
A technical indicator is a mathematical manipulation of a security price and/or volumes aimed at forecasting future price changes. Decisions about how and when to open or close positions can be made on the basis of signals from technical indicators. To open a window where you can select an indicator, tap



Android



iOS



From the window above you can add an indicator to your chart. To add an indicator tap the **Plus** sign.



4. Trading

To go to placing of a new order, tap on **+** on the top panel. The basis of the profit while working in the financial markets is a simple rule: buy cheap and sell dear. One of the main functions of the **MetaTrader** mobile platform is providing a user with wide opportunities to perform buy and sell operations.

The **Trade** tab features the current state of a trade account, as well as current positions and pending orders. To switch to this tab, tap **Trade** from the menu.

Android

Trade 9.00 USD		+
Balance:	9 900.00	
Equity:	9 909.00	
Margin:	1 127.62	
Free margin:	8 781.38	
Margin Level (%):	878.75	
Positions		
EURUSD, buy 1.00	9.00	
1.12762 → 1.12771		
Orders		
GBPUSD, buy limit	placed	
1.00 / 0.00 at 1.49541		

iOS

14.00 USD		+
Balance:	9 965.00	
Equity:	9 979.00	
Margin:	4 581.22	
Free Margin:	5 397.78	
Margin Level (%):	217.82	
Positions		
EURUSD, buy 0.40	1.10	
1.3648425 → 1.36487		
GBPUSD, buy 2.40	12.90	
1.68136625 → 1.68142		
2014.06.06 09:58:02		
S/L:	-	
T/P:	- Swap:	0.00
<div style="display: flex; justify-content: space-around; align-items: center;"> Quotes Chart Trade History 451 Settings </div>		

Account Status

The current state of a trade account is shown at the top of the tab:

- **Profit, currency** – the total returns of the current trade positions and the account deposit currency;
- **Balance** – money on the account, not accounting for the results of currently open positions (deposit);
- **Equity** – equity is calculated as Balance + Credit - Commission +/- Floating profit/loss - Blocked;
- **Margin** – money required to cover open positions and pending orders;



- **Free margin** – the free amount of money that can be used to open positions;
- **Margin level** – percentage of the account **Equity** to the **Margin volume**.

Positions

Current open positions are shown in this part. By default, only brief information about positions is shown here. To see more details, tap once on the position line.

1	EURUSD	2	buy 1.00	3		6	13.00
	1.12762	4	→ 1.12775	5			
	2015.01	7	23 11:12:04, My comment	8			
	S / L:	9	1.12562	11	Swap:		0.00
	T / P:	10	1.12962	12	Commission:		0.00

1. **Symbol** – a financial instrument of the open position;
2. **Type** – position type: **Buy** – long, **Sell** – short;
3. **Volume** – volume of a trade operation (in lots or units);
4. **Price** – the price of a deal, as a result of which the position was opened. (Not to be confused with the current price, which is described below);
5. **Price** – the current price of the financial symbol;
6. **Profit** – the financial result of the deal execution. A positive result indicates the profitability of the deal, negative indicates loss;
7. **Time** – time when the position was opened. The record is represented as YYYY.MM.DD HH:MM (year.month.day hour:minute);
8. **Comment** – a comment to a position. A comment can be added only when placing an order from the PC version of the **MetaTrader** platform;
9. **S/L** – the Stop Loss level for the current position. If the order has not been placed, a zero value is displayed;
10. **T/P** – the Take Profit level of the current position. If the order has not been placed, a zero value is displayed;
11. **Swap** – amount of swaps charged;
12. **Commission** – commission charged by a brokerage company for the execution of the trade operation (in the Metatrader platform there are no commissions).



Orders

Pending orders placed are shown in this part. A pending order is the client's instruction to BenchMark Finance to buy or sell a security at pre-defined conditions in the future. By default, only brief information about orders is shown here. To see more details, tap once on the order line.

1	GBPUSD	2	buy limit	5	placed
	1.00 / 0.00	3	at 1.49541	4	
	2015.01.23	6	11:10:06, My comment	7	
	S / L: 8		—	11	Price: 1.49812
	T / P: 9		—	12	#52763705

When approaching the market, the order background is colored in green.

1. **Symbol** – a financial instrument of the pending order;
2. **Type** – type of the pending order: **Sell Stop**, **Sell Limit**, **Buy Stop**, **Buy Limit**, **Buy Stop Limit** or **Sell Stop Limit**;
3. **Volume** – volume requested in the pending order, and volume covered by the deal in lots;
4. **Price** – price reaching which the pending order will trigger;
5. **State** – the current status of the pending order: **Started**, **Placed**;
6. **Time** – time when the pending order was placed;
7. **Comment** – a comment to the order. A comment can be added only when placing an order from the PC version of the **MetaTrader** terminal;
8. **S/L** – level of the placed Stop Loss order. If the order has not been placed, a zero value is displayed;
9. **T/P** – level of the set Take Profit order. If the order has not been placed, a zero value is displayed;
10. **Price** – the current price of the financial symbol;
11. **#** - ticket number a unique identifier of the pending order.

Position Opening

At the first stage of opening a position, you can specify the following parameters:

- **Volume** – specify here the volume of a trade operation in lots;
- **Symbol** – the symbol for which a trade operation should be executed;
- **Trade operation type** – select **Instants execution** for the market operation. In this field you can also switch to placing a pending order.

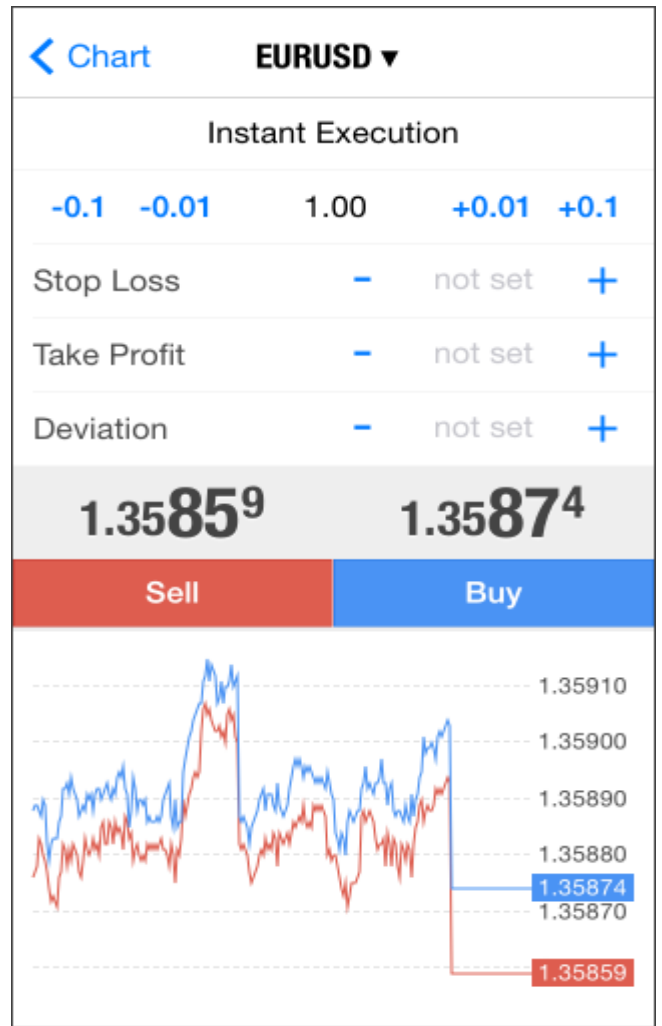


To open a position, tap **Buy/Sell**:

Android



iOS



At the first stage of opening a position, you can specify the following parameters:

- **Volume** – specify here the volume of a trade operation in lots;
- **Symbol** – the symbol for which a trade operation should be executed;

Once all the necessary data have been specified, tap **Sell** or **Buy**. In this case an order to open a short or long positions, respectively, is sent to the broker. **Stop Loss** and **Take profit** can be set, only after the position is opened.

To set a **Stop Loss** or a **Take Profit** level in prices, you must fill the **SL/TP** field.



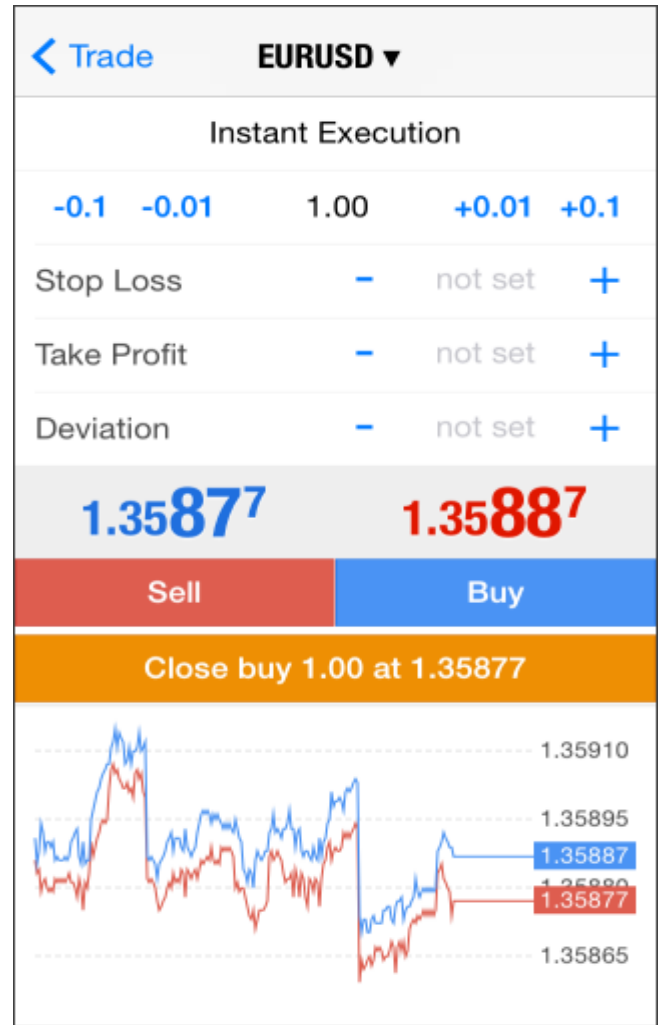
Position Closing

In order to close the position you need to tap **Close** in its context menu on the **Trade** tab.

Android



iOS



Once you tap **Close**, the position will be completely closed.

Placing Pending Orders

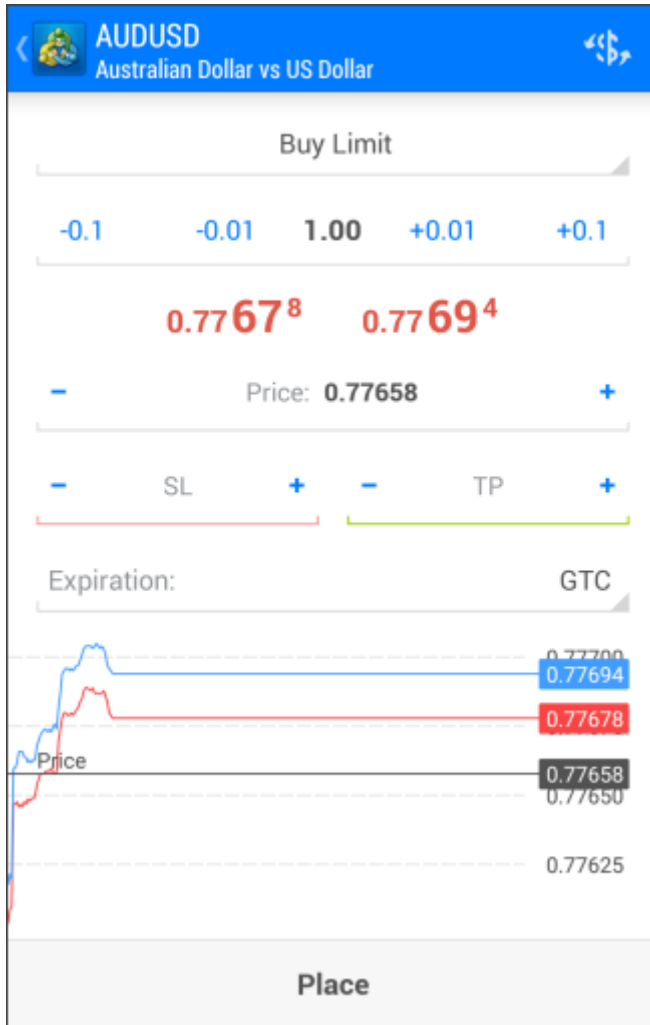
To place a pending order, in the **Quotes** window, select the required symbol and execute the **New order** command of the context menu.

The following parameters are specified at this stage:

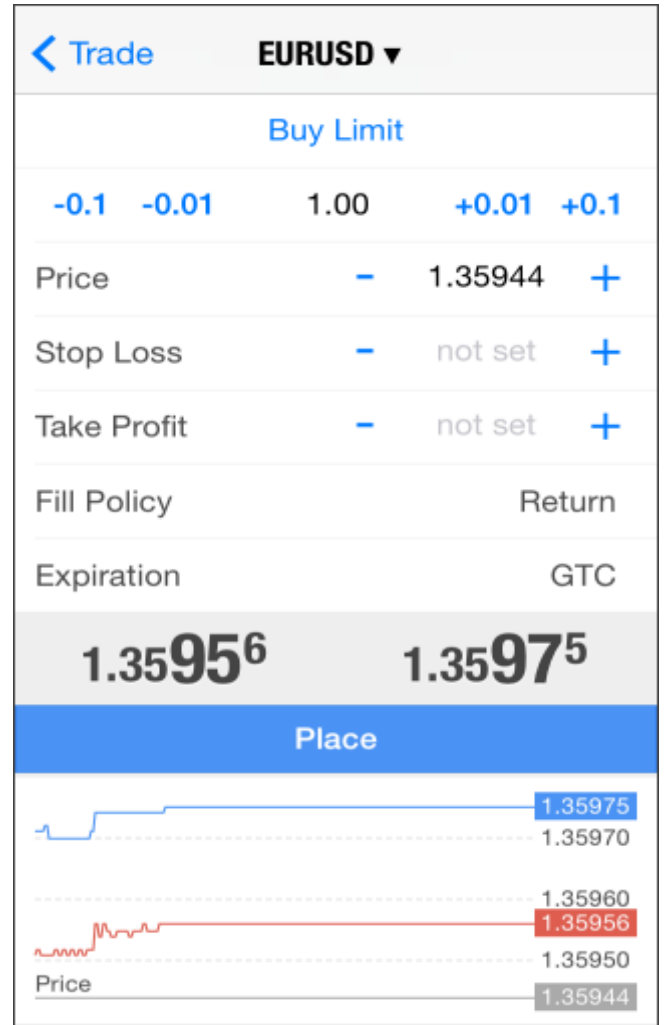
- **Volume** – volume of an order in lots;
- **Symbol** – the symbol for which you place the pending order;
- **Trade operation type** – select the type of a pending order.



Android



iOS



- **Price** – price at which the pending order should trigger;
- **Stop Limit price** – this field is active only for **Stop Limit** orders. When the Stop Limit order triggers, a limit order will be placed at the price specified in it;
- **Stop loss** – the level of **Stop loss**;
- **Take profit** – the level of **Take profit**;
- **Good Till Canceled (GTC)** – the order will stay at the queue until it is manually canceled.

To modify a pending order, go to the **Trade** tab and run the **Modify order** command in the order context menu. Almost all fields of a pending order can be modified, just like when placing one, except for the volume. Once the parameters are set, tap **Modify**.



5. History

On this tab you can view the history of trade operations conducted on a trading account. To switch to this tab, use the application side panel. There are two operation viewing modes: **Orders** and **Deals**. You can switch between them at the bottom of the tab.

Android

History		All symbols
ORDERS	DEALS	
Filled:	53	
Canceled:	0	
Total:	53	
AUDUSD, buy	2015.02.04 16:11:13	FILLED
1.00 / 1.00 at 0.77634		
EURUSD, sell	2015.02.04 15:06:34	FILLED
1.00 / 1.00 at 1.14486		
EURUSD, buy	2015.02.04 15:05:52	FILLED
1.00 / 1.00 at 1.14509		
GBPUSD, buy	2015.01.23 13:42:48	FILLED
1.00 / 1.00 at 1.49789		
GBPUSD, buy	2015.01.23 13:42:45	FILLED
1.00 / 1.00 at 1.49798		
GBPUSD, buy	2015.01.23 13:42:43	FILLED
1.00 / 1.00 at 1.49799		
GBPUSD, buy	2015.01.23 13:42:41	FILLED
1.00 / 1.00 at 1.49802		
GBPUSD, sell	2015.01.23 13:42:39	FILLED
1.00 / 1.00 at 1.49784		

iOS

Orders	Deals	🕒
1.00 / 1.00 at 0.99486		filled
EURUSD, sell	2014.07.04 16:09:53	filled
2.00 / 2.00 at 1.35872		filled
AUDCAD, buy	2014.07.04 16:09:56	filled
1.00 / 1.00 at 0.99486		filled
AUDCAD, buy	2014.07.04 16:09:58	filled
2.00 / 2.00 at 0.99486		filled
AUDCAD, buy	2014.07.04 16:10:02	filled
4.00 / 4.00 at 0.99486		filled
AUDCAD, sell	2014.07.04 16:10:05	filled
8.00 / 8.00 at 0.99471		filled
AUDCAD, buy	2014.07.04 16:10:08	filled
8.00 / 8.00 at 0.99510		filled
AUDCAD, sell	2014.07.04 16:10:18	filled
8.00 / 8.00 at 0.99480		filled
EURUSD, buy	2014.07.04 16:10:28	filled
1.00 / 1.00 at 1.35889		filled
Filled	31	
Canceled	1	
Total	32	
📄	📊	📈
Quotes	Chart	Trade
📄	📄	⚙️ 490
History	Settings	

The following summary information is displayed in the upper part: the total number of orders, the number of filled and canceled orders.

By default, only brief information about orders is shown here. To see more details, tap once on the order line:

1	GBPUSD, buy limit	2	2015.01.23 11:22:17
	1.00 / 1.00 at 1.49655		6 FILLED
4	2015.01.23 11:06:42, My comment	5	
7	S / L: 9	10	
	T / P: 11	12	#52763613



1. **Symbol** – a financial instrument of the order;
2. **Type** – type of the order: **Buy, Sell** etc;
3. **State** – result of the order placing: **Filled, Partially, Canceled** etc;
4. **Volume** – volume requested in the order;
5. **Price** – price specified in the order at which the trade operation should be executed;
6. **Execution time** – order execution time;
7. **Time** – the time when the order was placed by the trader. The record is represented as YYYY.MM.DD HH:MM (year.month.day hour:minute);
8. **Comment** – a comment to the order, a comment can be added only when placing an order from the PC version of the MetaTrader terminal;
9. **Order** – ticket number (a unique identifier) of a trade operation;
10. **S/L** – level of the placed Stop Loss order. If the order has not been placed, a zero value is displayed;
11. **T/P** – level of the set Take Profit order. If the order has not been placed, a zero value is displayed.

Deals

In the **Deals** menu from the History section you will see the final result from the made transactions, account status and results from open positions.

Android

History	
ORDERS	DEALS
Profit:	8 927.01
Deposit:	10 000.00
Balance:	18 927.01
GBPUSD, sell, out 4.00 at 1.52317	2015.02.04 17:07:48 10 080.00
AUDUSD, sell, out 1.00 at 0.77551	2015.02.04 17:07:44 -83.00
AUDUSD, buy, in 1.00 at 0.77634	2015.02.04 16:11:13
EURUSD, sell, out 1.00 at 1.14486	2015.02.04 15:06:34 -23.00
EURUSD, buy, in 1.00 at 1.14509	2015.02.04 15:05:52
GBPUSD, buy, in 1.00 at 1.49789	2015.01.23 13:42:48
GBPUSD, buy, in 1.00 at 1.49798	2015.01.23 13:42:45
GBPUSD, buy, in 1.00 at 1.49799	2015.01.23 13:42:43

iOS

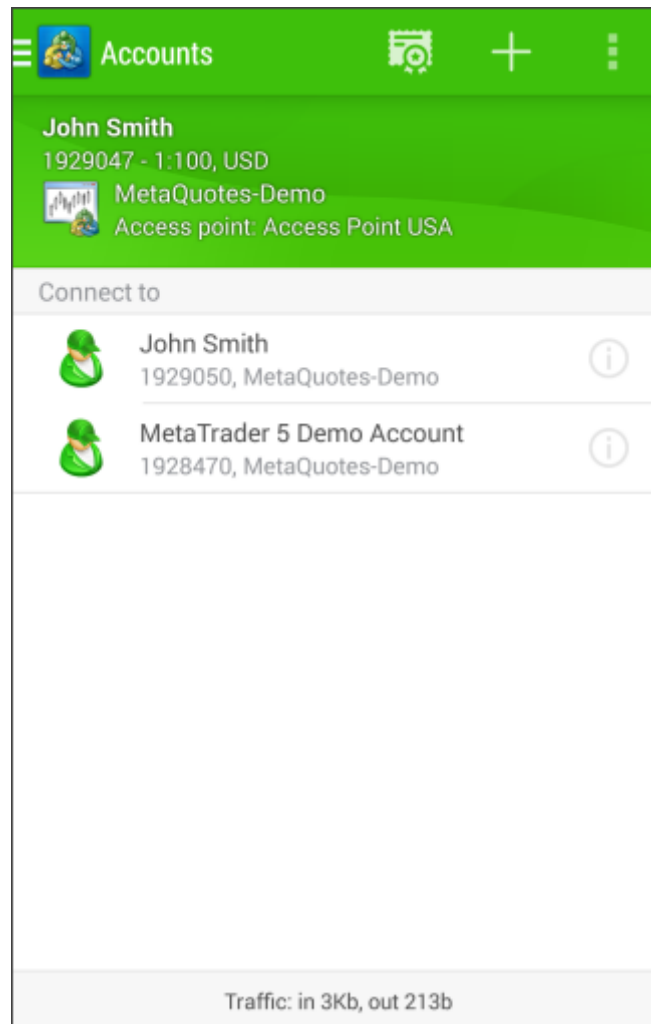
Orders	Deals
2.00 at 1.35872	-9.00
AUDCAD, buy, in	2014.07.04 16:09:56
1.00 at 0.99486	
AUDCAD, buy, in	2014.07.04 16:09:58
2.00 at 0.99486	
AUDCAD, buy, in	2014.07.04 16:10:02
4.00 at 0.99486	
AUDCAD, sell, out	2014.07.04 16:10:05
8.00 at 0.99471	-112.82
AUDCAD, buy, in	2014.07.04 16:10:08
8.00 at 0.99510	
AUDCAD, sell, out	2014.07.04 16:10:18
8.00 at 0.99480	-225.66
EURUSD, buy, in	2014.07.04 16:10:28
1.00 at 1.35889	
Deposit	10 000.00
Profit	-2 396.43
Swap	120.17
Commission	0.00
Balance	7 723.74

1



6. Accounts

This section allows you to manage your trading account. To switch to this tab, tap **Menu** и pick **Accounts**.




The number of the currently connected account is show at the top of the window. Below connection parameters are shown:

- **Server** – the name of the server, to which the mobile terminal is currently connected;
- **Point** – the name of the access point, through which the terminal is currently connected to a server.

Tap **Information** to find detailed information about the account — its number, name of the owner, the trade server, the amount of leverage and balance.

Account Management

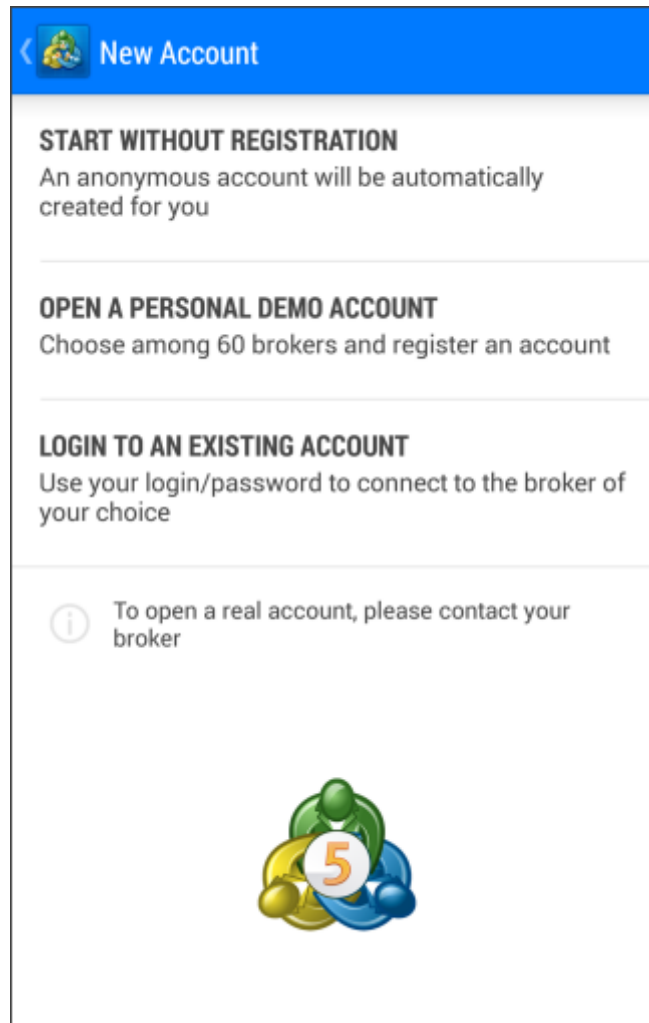
Each account that is used for the connection is saved in the list. In order to connect to the account, just tap on its line or select **Login** in its context menu.

- **Adding accounts** – to open a new demo account or connect using details of a previously opened account tap  at the top of the window;
- **Deleting accounts** – to delete an account from the list, open a context menu by touching and holding (for about 1 second) the account line. Then select **Delete**.



Opening a demo account

In the **MetaTrader** mobile platform you can work with two types of accounts: demonstration (demo) and real. Demo accounts provide the opportunity to work in a training mode without real money, allowing to test a trading strategy. They have the same functionality as the real ones. The difference is that the demo accounts can be opened without any investment and, therefore, one cannot expect to profit from them.

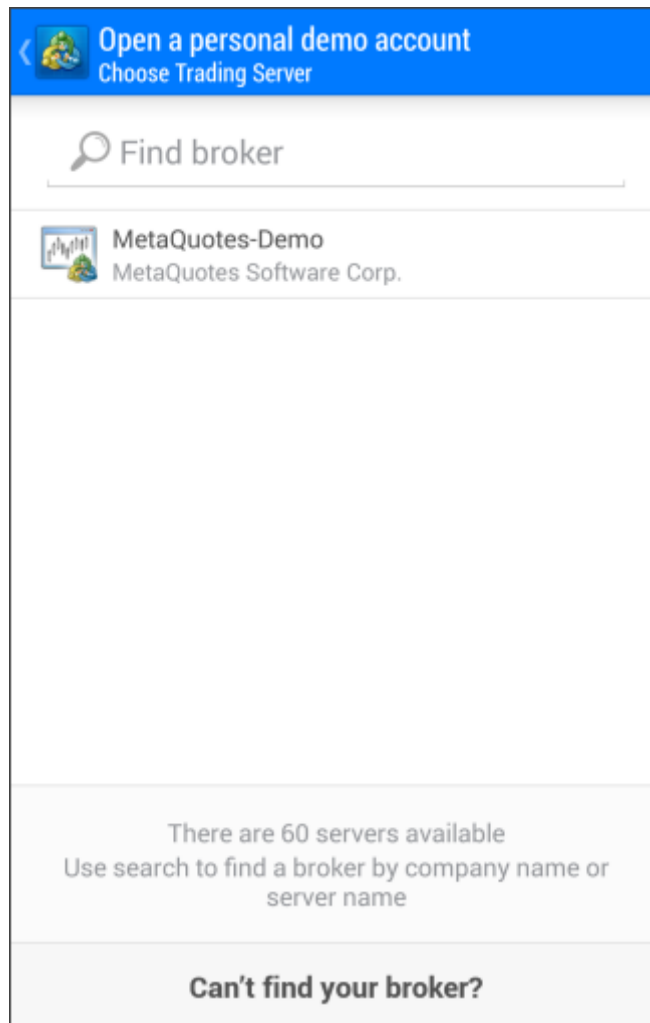


In this window, select **Open a personal demo account** to open a new demo account.



Selecting a server

At this stage, select **BenchMark Finance** and select **BenchMark Server**. To select a server, tap on its line.





Specify the following account parameters on this stage:

- **Name** – the full name of the user, no less than eight characters long;
- **Phone** – contact phone number;
- **E-mail** – e-mail address;
- **Account type** – select the type of account;
- **Leverage** – ratio between borrowed and owned funds for trading (for example 1:200);
- **Deposit** – the initial deposit in the basic currency.



To open an account, tap the **Create account** button at the top of the window:

 **Open a personal demo account**
Personal information

 **MetaQuotes-Demo**
MetaQuotes Software Corp.

PERSONAL INFORMATION

Name:

Phone:

E-Mail:

ACCOUNT INFORMATION

Account type:

Leverage:

Deposit:

Create account



Managing Passwords

MetaTrader allows changing trading account passwords. To do this, go to the **Accounts** section and press the **Menu** button. Then execute the **Change password** command.

Change password
1928470, MetaTrader 5 Demo Account

Change master password

current master password

Password is not specified

new master password

Bad password

Password confirmation

A Z 5 Password must be complex enough, at least five symbols long and at least two of the three character types present - lowercase, uppercase, digits

NEXT

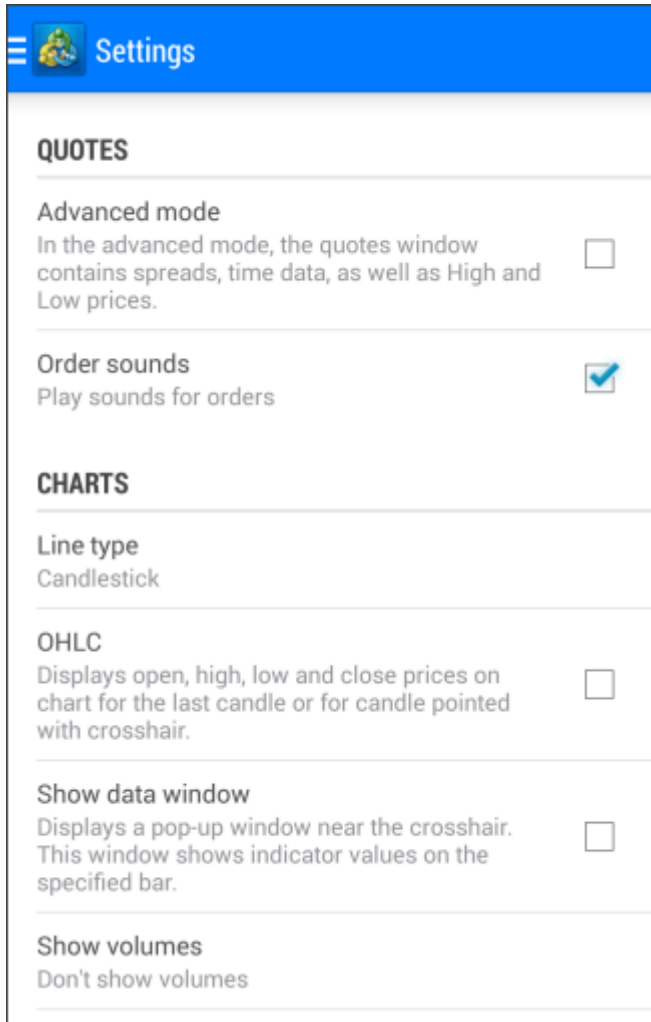
- **Current password** – specify the current master password;
- **Change master password/Change investor password** – select what password you would like to change — master or investor;
- **New password** – specify the new password;
- **Password confirmation** – specify the new password once again to prevent errors.



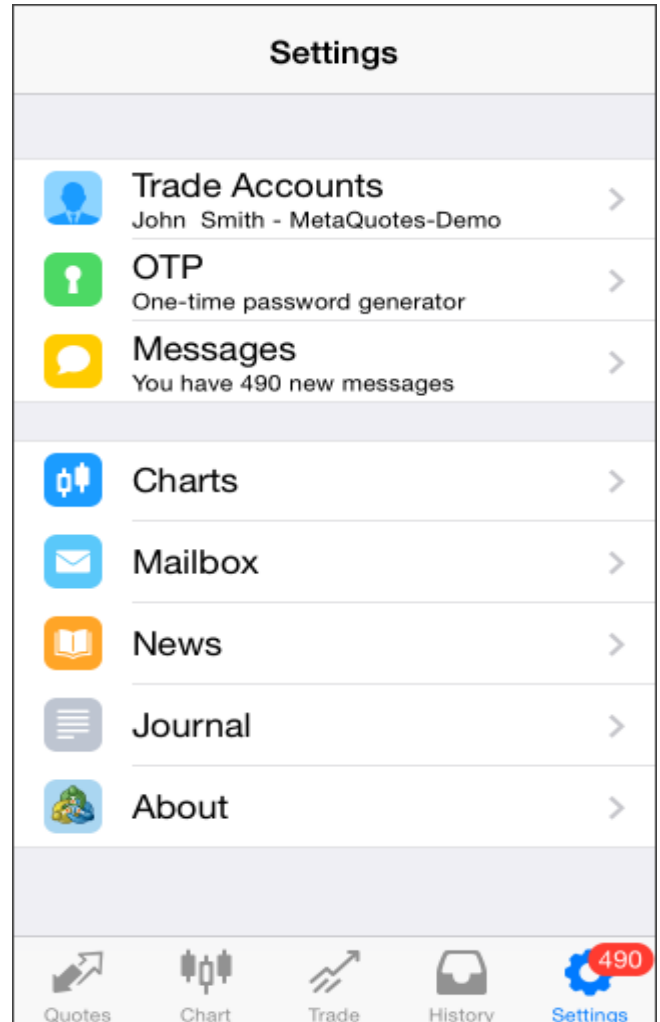
7. Settings

Configuration of the mobile **MetaTrader** is performed in the **Settings** section, which opens from the **Menu** button.

Android



iOS



The following settings are available here:

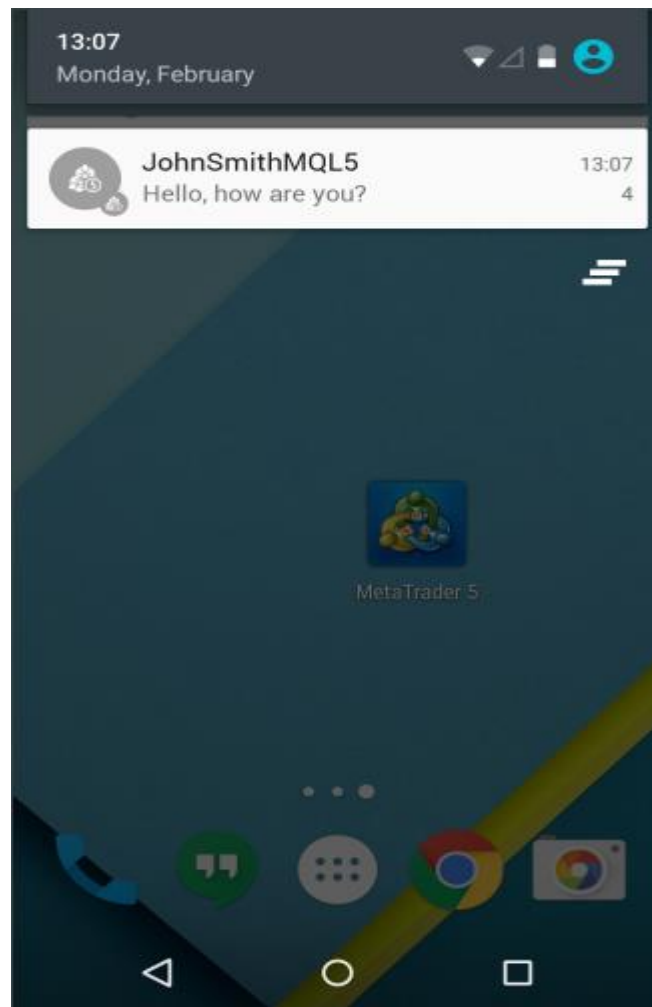
- **Advanced mode** – switching between the full and short representation of information;
- **Accounts** — configure trade accounts;
- **OTP** – go to the generator of one-time passwords;
- **Messages** — the history of received push notifications;
- **Order sounds** – enable/disable sound notification of trade operations;
- **Candlestick** – show the chart as a sequence of Japanese candlesticks;
- **OHLC** – when this option is enabled, current Open, High, Low and Close prices are displayed at the top of the chart. Therefore, the exact value of the last bar can always be seen;
- **Data window** – when this option is enabled in the **Crosshair** mode, this option displays the values of all active indicators in a specified point of a chart;



- **Show Volumes** – volume display options: Don't show volumes, Show tick volumes, Show real volumes

6. Push Notifications

MetaTrader platform supports push notifications. Push notifications are short text messages that can be sent to your device from the PC version of the client terminal, and from various services of the MQL5.community



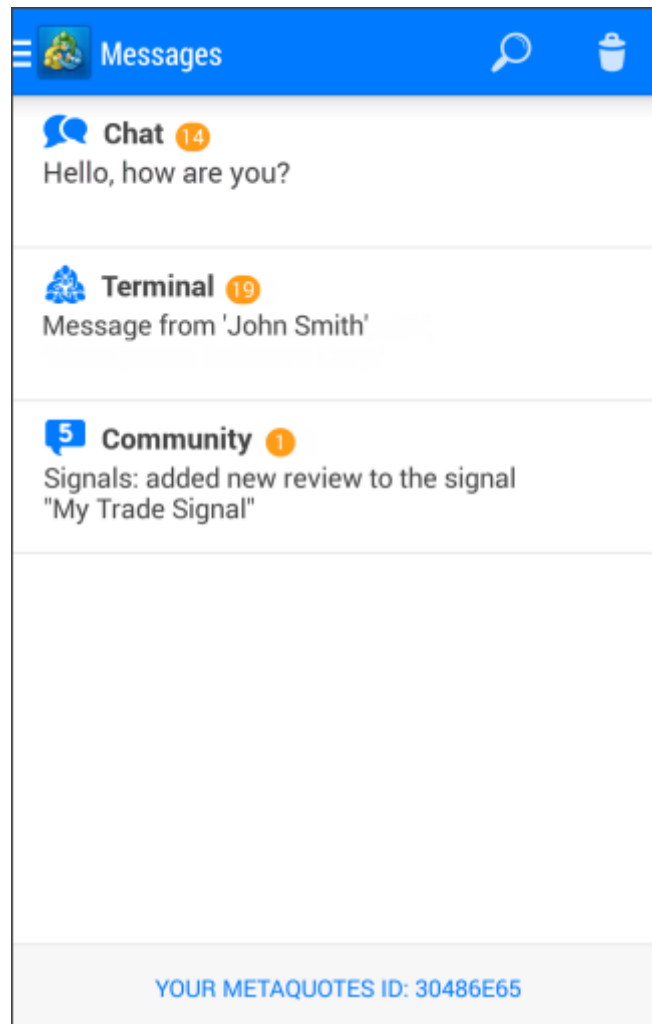
Push notifications are very important. It allows traders to keep abreast of the latest updates. An Expert Advisor running in a desktop client terminal can notify a trader about the emergence of a new signal. The trader, wherever he may be, receives the signal to the mobile device and can make a trading operation through the **MetaTrader**.

Push notifications are received by the device, regardless of whether the application is running MetaTrader or not, mobile Internet is all that is needed.



The entire history of push notifications is stored in the **MetaTrader** and can be viewed at any time:

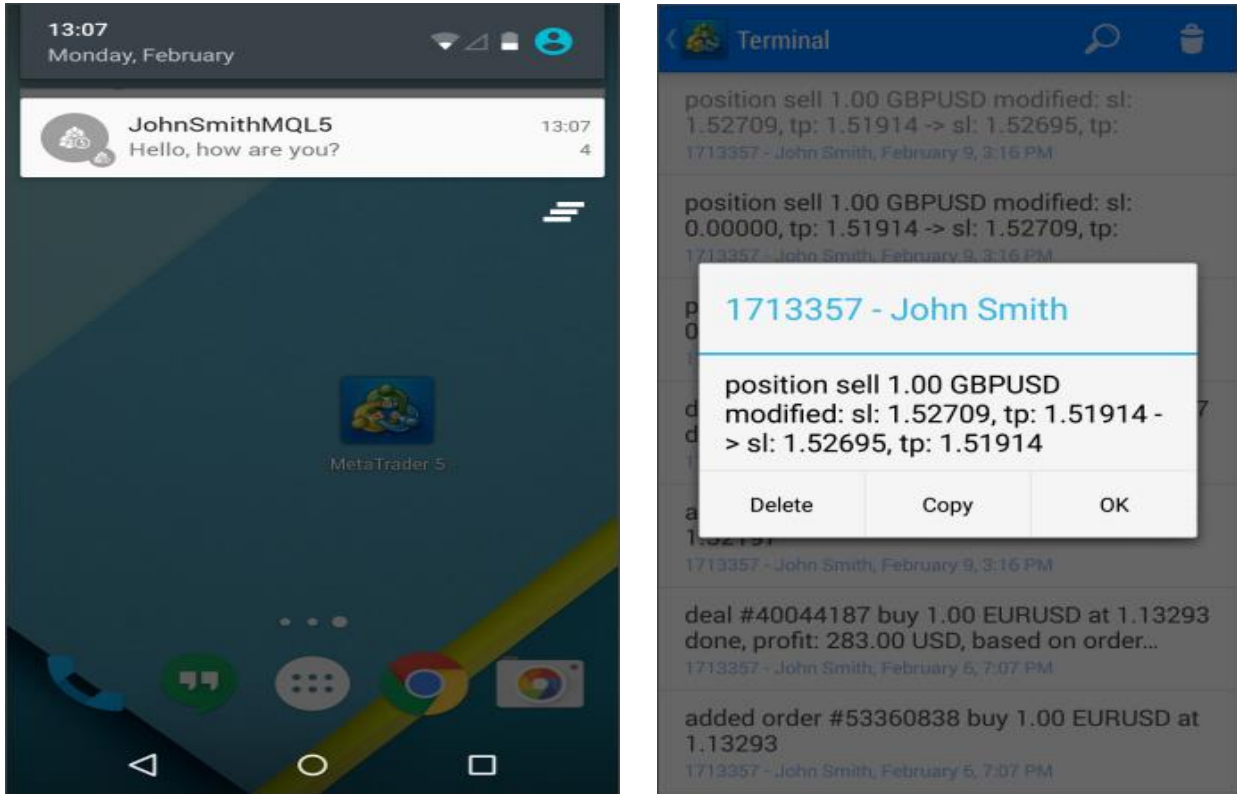
- **Chat** – instant messaging;
- **Broker** – messages from your broker;
- **Terminal** – messages sent from the client terminal;
- **Community** – messages from MQL5.community services: new comments in Freelance, change in status of your publications in Code Base, Market and Signals, announcements of new publications, etc.
- **Other** – other messages.





Messages

The **Messages** section allows viewing the history of received push notifications. To go to this section, use the **Menu** button and tap **Messages**. Upon receiving a new message you will see the following windows:

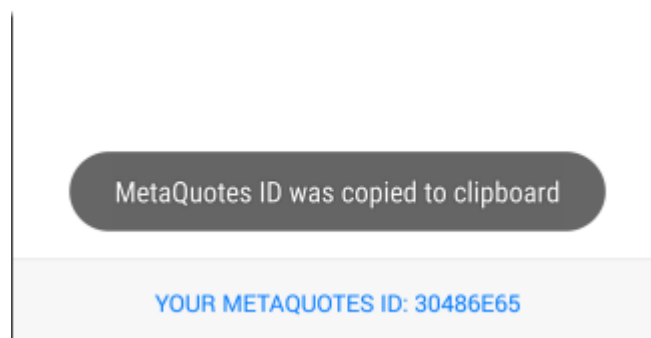


To read a push notification, go to the required category and tap on the message in the list. **MetaTrader** will start automatically. Unread notifications are displayed in bold.

Previously received push notification can be deleted in masse or one by one. To delete one message, open it and tap **Delete**. To delete multiple messages tap **Delete** at the top of the window and then confirm the deletion.

My MetaQuotes ID

During installation of **MetaTrader**, each user is assigned a unique identifier. It is used for pushing messages to your device from a desktop version of the terminal, as well as from services at MQL5.community. Your ID is displayed in the bottom of the **Messages** window. A tap on it copies the ID to clipboard.





9. Tablet version

MetaTrader has an interface adapted for tablets. This interface is used automatically when running the application on such devices.

The functionality of the tablet version is identical to that of smartphones. There is little difference in the location of some elements of the interface. This section presents explanatory photos on a tablet version of **MetaTrader**.

Interface

This section describes the location of the interface elements in **MetaTrader**:



The interface is divided into three main areas: Settings, Chart, and Toolbox:

- **Settings**
- **Chart**
- **Toolbox**



Toolbox

Toolbox is a multifunctional window allowing you to:

- Manage the current positions and orders;
- View the history of orders and deals;
- View the news;
- View the journal.

TRADE ORDERS DEALS JOURNAL											
Symbol	Order	Time	Type	Volume	Price	S/L	T/P	Price	Commission	Swap	Profit
EURUSD		2015.02.24 10:03	BUY	1.00	1.13216	0.00000	0.00000	1.13194	0.00	0.00	-22.00
GBPUSD		2015.02.23 15:02	BUY	1.00	1.53752	0.00000	0.00000	1.54454	0.00	-0.20	702.00
AUDUSD		2015.02.23 15:02	BUY	1.00	0.77917	0.00000	0.00000	0.77608	0.00	6.30	-309.00
Balance: 9 243.51		Equity: 9 620.61		Margin: 3 448.85		Free margin: 6 171.76		Margin Level (%): 278.95		377.10	
EURUSD	54451962	2015.02.24 10:04	SELL LIMIT	1.00	1.13272	0.00000	0.00000	1.13194			placed